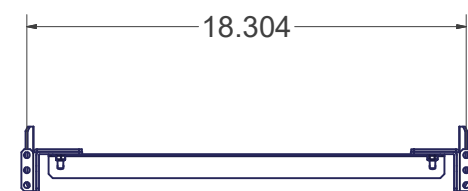
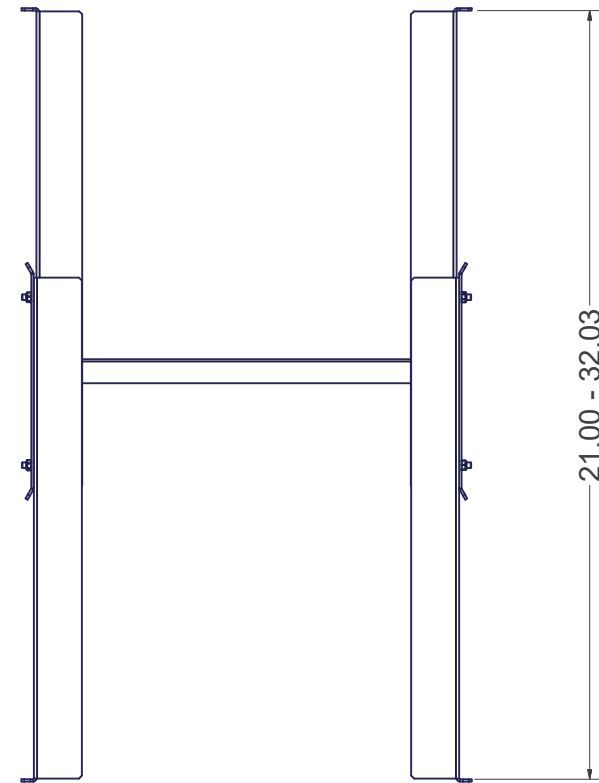
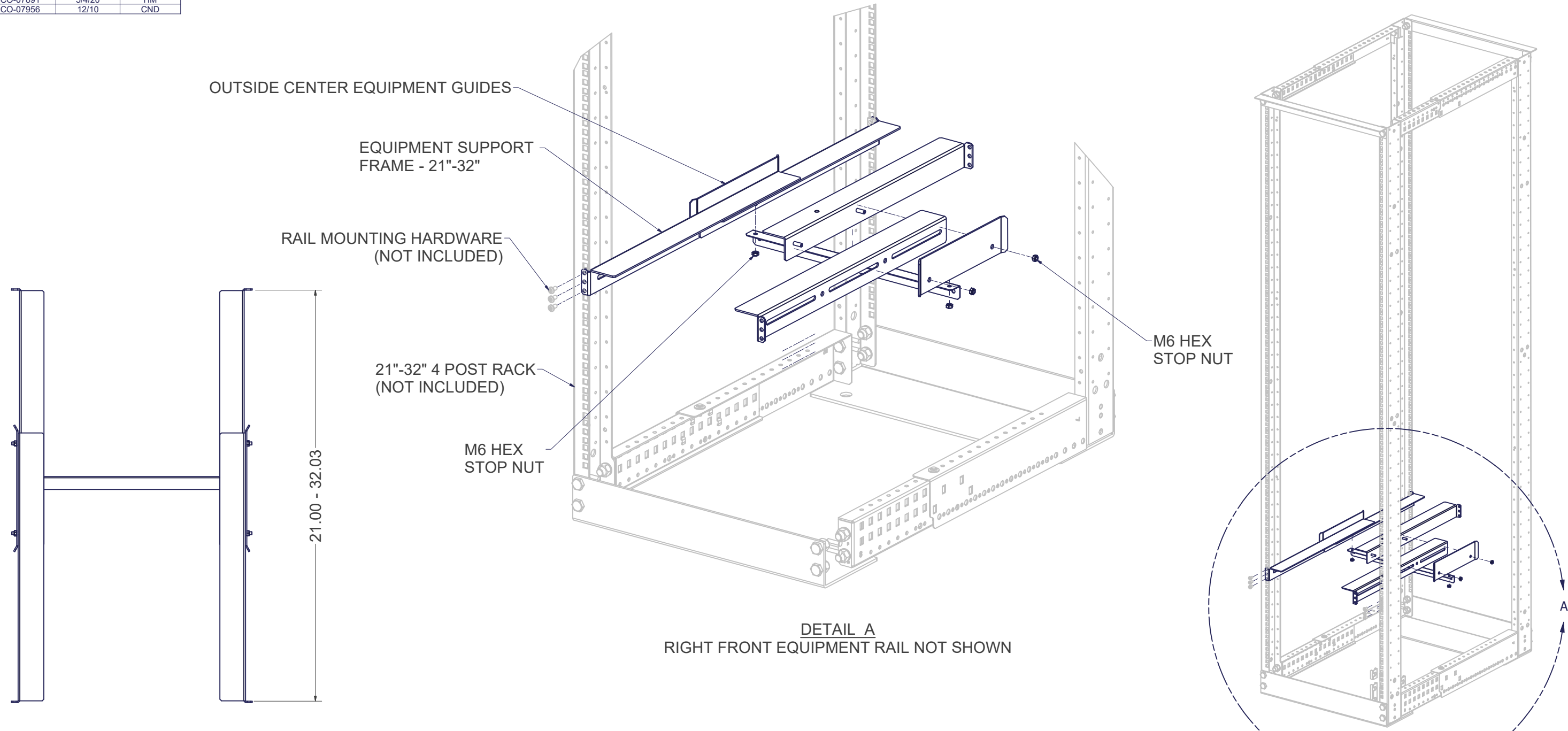


1032345 - REF 8

REVISION HISTORY			
REV	DESCRIPTION	DATE	APPROVED
0	ECO-07891	5/4/20	HM
1	ECO-07956	12/10	CND



DETAIL A
RIGHT FRONT EQUIPMENT RAIL NOT SHOWN

TOOLS & INSTRUCTION

TOOLS: 10mm SOCKET & PHILIPS HEAD SCREW DRIVER

- 1) ASSEMBLE THE EQUIPMENT SUPPORT FRAME BUT DO NOT TIGHTEN.
- 2) INSTALL IN THE RU BELOW THE EQUIPMENT TO BE SUPPORTED.
- 3) ADJUST THE DEPTH OF THE SUPPORT FRAME TO FIT EQUIPMENT MOUNTING RAILS.
- 4) TIGHTEN ALL THE HARDWARE.

NOTICE:

Use of this document is subject to a confidentiality and nondisclosure agreement with Great Lakes Case & Cabinet Co., Inc. (GLCC) and may not be reproduced, disclosed or utilized in whole or in part without prior written authorization from GLCC.

INTERPRET DRAWING PER ASME Y14.5M-1994 DIMENSIONAL LIMITS APPLY AFTER APPLICATION OF FINISH DRAWING NOT TO SCALE TOLERANCE UNLESS OTHERWISE NOTED: ANGULAR +/- .1" .XXXX +/- .010 .XXX +/- .015 .XX +/- .030 .X FOR REF. ONLY	EST. WEIGHT : N/A	THIRD ANGLE PROJECTION	UNLESS OTHERWISE SPECIFIED ALL DIMENSIONS ARE IN INCHES	NOTICE: Use of this document is subject to a confidentiality and nondisclosure agreement with Great Lakes Case & Cabinet Co., Inc. (GLCC) and may not be reproduced, disclosed or utilized in whole or in part without prior written authorization from GLCC.		PART NUMBER: ESF2132X200	TITLE EQUIPMENT SUPPORT FRAME, 19" EIA, ADJUSTABLE DEPTH FOR 21" TO 32" RAIL TO RAIL			
				QTY PER UNIT: 1	MATERIAL TYPE: CRS	MATERIAL GAUGE: VARIED	FINISH: POWDER	DRAWN PCS	DATE 5/4/2020	CHECKED & APP. 5/4/20

GREAT LAKES CASE & CABINET CO., INC.
 P.O. BOX 551 EDINBORO, PA 16412
 PHONE (814) 734-7303 FAX (814) 734-3907
 E-MAIL glcc@greatcabinets.com